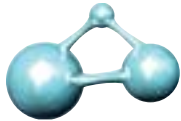


Equine Wound Assessment and Product Evaluation Form

This is an interactive PDF form. It can be filled out on your tablet device or computer using the Adobe Reader app. Then, print it out for your records.



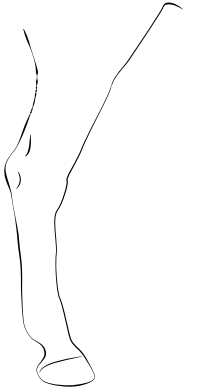

ANACAPA[®] Animal Health Division
T E C H N O L O G I E S

Clinic Name

Evaluator Name

Patient Name

Print and mark the location of the wound *after* filling the form out.



Outside back



Outside front



Inside front



Inside back

Wound Assessment and Product Evaluation Form

Product: Biovetrex™ Antimicrobial Skin & Wound Cleanser Lot Number

Biovetrex™ Antimicrobial Skin & Wound Gel Lot Number

Start Date

End date

Patient Age

Patient Clinical History

Primary Diagnosis

Secondary Diagnosis

Nutritional Status

Poor

Fair

Good

Skin Conditions?

Hot Spot(s) Dermatophilosis [Rain Rot (D. congolensis)]

Grease Heel (Scratches, Mud Fever) Staphylococcus folliculitis

Dermatophilosis (equine ringworm) Malassezia dermatitis

Other

Wound Classification

Acute Chronic

Skin Tear

Surgical: 1) Partial Thickness 2) Full Thickness

Vascular: 1) Partial Thickness 2) Full Thickness

How long has wound existed?

Wound Color Red: Clean healthy granulating tissue

Yellow: Presence of slough and wound debris

Black: Presence of leathery scab over wound



Wound Drainage

Serous (clear, watery)	Mild	Moderate	Heavy
Sanguinous (bloody)	Mild	Moderate	Heavy
Purulent (thick, yellow or brown)	Mild	Moderate	Heavy

Wound Description Please print and mark the [wound chart](#) on page 1 to record the following:

Wound Size in mm:	Week 1	2	3	4
Wound Depth in mm:	Week 1	2	3	4
Wound Tunneling in mm:	Week 1	2	3	4

Wound Evaluation Was a sample for microbiological culture analysis obtained? Yes No

Swab Punch biopsy

Wound Culture Results

Predominate micro-organism found

Was the wound colonized?

Was the wound infected?

Wound Care Procedures and Products

1) Wound care products used currently or previously on this wound:

2) How long were these products used?

3) Was the wound debrided prior to application of Biovetrex™ products? Yes No

4) If cleansing was needed, did you use Biovetrex™ Antimicrobial Skin & Wound Cleanser? Yes No

5) If the wound was draining heavily did you use an absorption dressing? Yes No

6) If you used Biovetrex™ Antimicrobial Skin & Wound Cleanser, how often was it used?

1x day 2x day More often

7) Did you use Biovetrex™ Antimicrobial Skin and Wound Gel? Yes No

8) Which secondary dressing did you apply?

9) Was wound odor controlled with Biovetrex™ products? Yes No

10) Did you note the debriding action of Biovetrex™ products? Yes No

11) Were you satisfied with the consistency of Biovetrex™ Gel?

12) Were you satisfied with progress and rate of healing with Biovetrex™ products?

13) did the wound completely heal with the use of Biovetrex™ products?

14) What is your overall assessment of the Biovetrex™ products and the results that you obtained on treating this wound?

Ordering Information				
Biovetrex™ Antimicrobial Skin & Wound Cleanser				
CATALOG NO.		NDC NUMBER		
7004VSP	(Sprayer)	67180-704-04	4 oz	12
7088VTP	(Sprayer)	67180-708-88	8 oz	12
Biovetrex™ Antimicrobial Skin and Wound Gel				
9015VGP	(Tube)	67180-901-15	1.5 oz	12
9033VGP	(Tube)	67180-903-33	3 oz	12

Biovetrex™ is a trademark of Anacapa Technologies. Biovetrex products are manufactured in the USA.



301 E. Arrow Hwy, Ste. 106
San Dimas CA 91773

Toll-Free: 800-489-2591
Direct: 909-394-7795
Fax: 909-394-9895

Clear Form

Print Form

e-mail: anacapa@anacapa-tech.net

Website: [www.anacapa-tech.net/animal health](http://www.anacapa-tech.net/animal_health)

